

DNNSmart Effect Collection User Manual

Description

This is an integration of all image effect, including Banner, Slider Show, Rotate, Cycle, gallery and so on.

Install Module

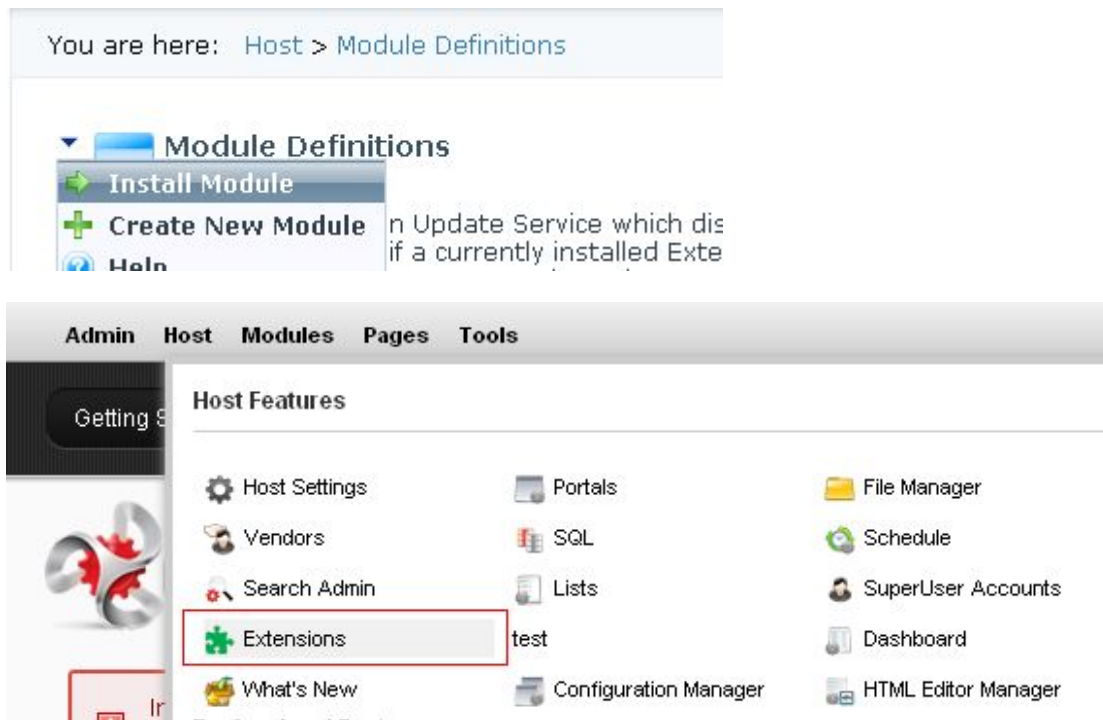
After you download this module, you will get below installation zip file.

DNNSmart.EffectCollection_5.0.0_PA(32 effects in 1).zip

If your site is DNN5.x, please go to this page Host -> Module Definition and click "Install Module" button to upload this module.

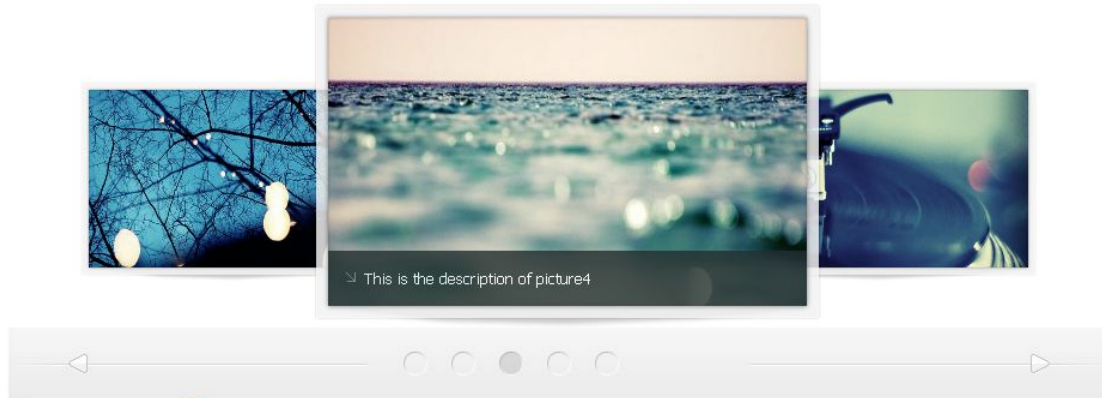
If your site is DNN6.x DNN7.x, you need to go here Host -> Extensions and click "Install Extension Wizard" button to install.

You can see below screenshot.



View Page

It's the frontpage of module.



Management Center -> Manage Image Page

This is the page of management. You can operate, such as editing, deleting and ordering images, Bulk Upload Images, Backup Or Restore Content.

Management Center interface showing a table of image items. The table has columns for Title, Desc, Order, Start, Expired, Active, and Action. The items listed are Night Club, Umbrella, Maximum, and little Blackbird.

| Title | Desc | Order | Start | Expired | Active | Action |
|------------------|------------------------------------------------------------------------------------|-------|-------|---------|--------|------------------------------------------------------------------------------------------------------------------------------|
| Night Club | <div style="padding:5px"> <p>Lorem ipsum dolor sit amet, consectetur adipiscing... | 1 | | | True | <input type="checkbox"/> <input type="checkbox"/> <input type="checkbox"/> <input type="checkbox"/> <input type="checkbox"/> |
| Umbrella | <div style="padding:5px"> <h1><span style="color: rgb(5, 108, 174);&q... | 2 | | | True | <input type="checkbox"/> <input type="checkbox"/> <input type="checkbox"/> <input type="checkbox"/> <input type="checkbox"/> |
| Maximum | <div style="padding: 5px;"> <h1>Welcome to DNNSmart</h1> <p><... | 3 | | | True | <input type="checkbox"/> <input type="checkbox"/> <input type="checkbox"/> <input type="checkbox"/> <input type="checkbox"/> |
| little Blackbird | <p style="padding: 5px;">DNNSmart Supe... | 4 | | | True | <input type="checkbox"/> <input type="checkbox"/> <input type="checkbox"/> <input type="checkbox"/> <input type="checkbox"/> |

Management Center -> Add/Edit Image Page

You can fill title, description, order for images. And you can also upload one image here.

EditImage form showing fields for Title, Description, Start Time, Expired Time, Is Active, and Order. The form includes a rich text editor for the description and a preview section.

Title: Night Club

Description: Lorem ipsum dolor sit amet, consectetur adipiscing elit.

Start Time: 31 00:00

Expired Time: 31 00:00

Is Active:

Order: 1

Buttons: Save, Cancel, Delete

Management Center -> Effect Settings Page

You can install new theme of each effect here. You can also export zip file of theme. It allows you to delete theme. You can also define to display which theme. You can options for each effect here.

[← Back](#)

[Manage Images](#) [Effect Settings](#) [Effects](#) [Global Settings](#) [License](#)

Current Effect Settings

Width:

Height:

Is Responsive:

Rumble On Hover:

X:

Y:

Rotation:


Speed:

Current Theme Settings

Theme List: [Export This Theme](#) [Delete This Theme](#) [Upload Theme](#)

Theme Preview:

Lorem ipsum dolor sit amet, consectetur adipiscing elit.



Submit a ticket and specify your requests here.

If you need support, consulting service or customization service, please click this button to submit a ticket and describe your detail requests.

Welcome to DNNSmart

DNNSmart.net devotes to DNN programming work and development work since 2008. We're experts in this field and we specialize in DNN programming.

DNNSmart Super Form is a powerful and flexible form module. It can allow to add several steps in the backend and configure how many fields in each step and field type. By using this module, you can custom template of each step and e-mail templates. It has a intuitive User interface that helps you to create forms easily. It can record date of submitting, IP and country of persons who submit forms.

Theme Style Sheet:

```
E027-Default .flip_li {
float: left;
list-style: none outside none;
```

Management Center -> Available Effects

You can choose and use which kind of effect here.

Management Center -> Available Effects

Current Effect: E027_Rumble

Effect Name: E001_FlowPage

Effect Name: E002_CycleSlider

Effect Name: E003_PrettyGallery

Effect Name: E004_GorgeousBanner

Management Center -> Option Settings

You can go here and configure this module, please see below screenshot.

Management Center -> Option Settings

Note: Resize width & height of the image when you upload images in bulk. 0 is "not resize".

Resize Width: 0

Resize Height: 0

Note: If you enter one flickr rss here, it will display flickr content and image in front-end. If you fill in nothing, module will still read items from Manage Image page.

Flickr RSS:

Save

Support Email: dnnsmart@gmail.com

Our Site: www.DNNSmart.net

Our Product List:

<http://store.dotnetnuke.com/vendor-profile/dnnsmartnet?r=095a842e6896481d8f10>