

DNNSmart YouTube Playlist User Manual

Description

This is a DotNetNuke module related with playing YouTube Video. With this module, you can insert YouTube video list on your site very conveniently. This module allows you to enter Username or Channel ID to add video list. It can also support adding video individually. It supports custom template, adjusting player size and so on features. This is a very flexible and must-have module.

Features

- It can support entering Username or Channel ID to add video list.
- It can support custom template.
- It can support feature of adjusting player size.
- It can support displaying list of video thumbnail in front-end.
- It can support updating list automatically.

Install Module

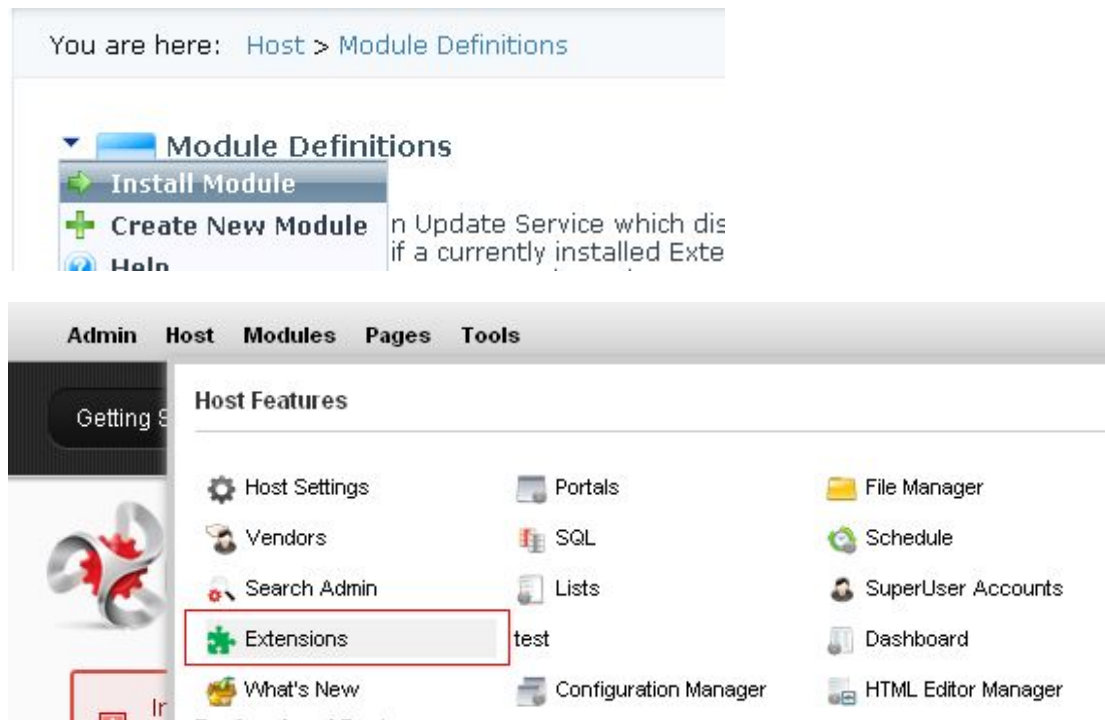
After you download this module, you will get below installation zip file.

DNNSmart.YoutubePlaylist_1.0.0_PA.zip

If your site is DNN4.x or DNN5.x, please go to this page Host -> Module Definition and click "Install Module" button to upload this module.

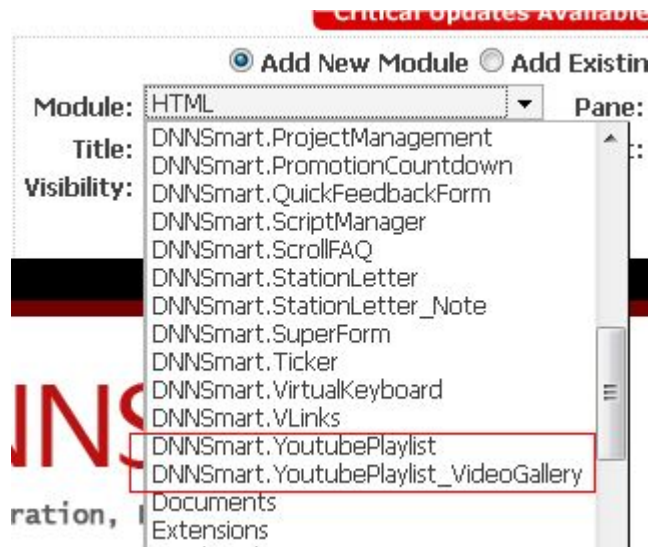
If your site is DNN6.x, DNN7.x, you need to go here Host -> Extensions and click "Install Extension Wizard" button to install.

You can see below screenshot.



How To Configure

1. After you install module package successfully, you will see DNNSmart.YoutubePlaylist and DNNSmart.YoutubePlaylist_ViewGallery modules in module list. Please refer to screenshot below.



2. First of all, please add DNNSmart.YoutubePlaylist module on the page. After that, then you will see three child modules, they are DNNSmart.YoutubePlaylist, DNNSmart.YoutubePlaylist_CatalogList and DNNSmart.YoutubePlaylist_Player. Next, please click "Management Center" and enter management page.

DNNSmart.YoutubePlaylist

Please add a catalog

Trial Version, Powered By DNNSmart



DNNSmart.YoutubePlaylist_CatalogList

Please select a YoutubePlaylist Module



DNNSmart.YoutubePlaylist_Player



3. After you enter "Management Center" page, you will see on "Add A Catalog" button. By clicking it, you can add one Catalog.

ManagementCenter

DNNSmart.YoutubePlaylist 01.00.00 Trial version by DNNSmart.net

[back](#) [Buy It](#) [Document](#) [Contact Us](#) [Help](#)

[Manage Catalog](#) [Manage Template](#) [Option Settings](#) [License](#)

+ Add A Catalog

CatalogName	IsDefault	DisplayCount	AutoUpdate	FeedType	VideoCount	Action
-------------	-----------	--------------	------------	----------	------------	--------

4. After you enter "Edit Catalog" page and input related information, please click "Update" button. In this way, one item of Catalog is added successfully.

Edit Catalog

Catalog Name:

Feed Type: Username Channel ID

Username / Channel ID:

Display Count: (0 is equal to all)

Is Default List?

Auto Update Feed?

5. After you finish adding Catalog, you will see VideoCount to display as 0 on "Manage Catalog" page. After you click "Back" and return to front-end, module will read corresponding video automatically.

ManagementCenter

DNNSmart.YoutubePlaylist 01.00.00 Trial version by DNNSmart.net

[back](#) [Buy It](#) [Document](#) [Contact Us](#) [Help](#)

[Manage Catalog](#) [Manage Template](#) [Option Settings](#) [License](#)

+ Add A Catalog

CatalogName	IsDefault	DisplayCount	AutoUpdate	FeedType	VideoCount	Action
DNN Video	True	20	True	user	0	Edit Catalog

☐ YoutubePlaylist_VideoGallery Settings

Module:

Catalog:

Display Count:

Column:

Template:

```
<a href="[LINK]"></img></a>
```

For this section, you can use these tokens:

[TITLE]	Title of the video
[AUTHOR]	Author of the video
[LINK]	Link address, can only be used in <a> html tag
[PUBDATE]	Publish date of the video
[DESCRIPTION]	Description of the video
[IMAGE]	Thumbnail address

 [Update](#)
 [Delete](#)
 [Cancel](#)



News and Articles management with PackFlash News for DotNetNuke - part 4/4 - Video #321



DNNHero Magazine - A simple and free 301 redirect module for DotNetNuke - Video #326



DNNHero Magazine - Premium Membership Live



DNNHero Magazine - The new AWESOME registration settings of DotNetNuke 6.2 - part 1/2 - Video #332



News and Articles management with PackFlash News for DotNetNuke - part 3/4 - Video #320



Having problems with Dynamic Forms after a DotNetNuke 6 upgrade? - Video #324



DNNHero Magazine - How to setup DotNetNuke on Amazon EC2 - part 2/4 - Video #328



Get audience engagement with PackFlash Comments and Ratings for DotNetNuke - 2/2 - Video #323

9. In this way, all configuration work is finished.

Manage Template

In this area, you can edit template of Video List.

ManagementCenter

DNNSmart.YoutubePlaylist 01.00.00 Trial version by DNNSmart.net

[back](#) [Buy It](#) [Document](#) [Contact Us](#) [Help](#)

[Manage Catalog](#) [Manage Template](#) [Option Settings](#) [License](#)

Video Template:

```
<span class="normal">
<font><img onmouseover="var
a=document.createElement('div');a.id='imgfrm';
a.innerHTML='<img src=[IMAGE]>';
a.style.position='absolute';
this.parentNode.appendChild(a);"
onmouseout="if(document.getElementById('imgfrm'))this.pa
rentNode.removeChild(document.getElementById('imgfrm'));
" height="20" width="20"src="[IMAGE]" /></font>
<a title="[TITLE]" href="[LINK]">[TITLE:30]</a>
</span>
```

For this section, you can use these tokens:

[TITLE]	Title of the video
[TITLE:N]	N is number, if the title more than N chars in length, only show N chars
[AUTHOR]	Author of the video
[LINK]	Link address, can only be used in <a> html tag
[PUBDATE]	Publish date of the video
[DESCRIPTION]	Description of the video
[IMAGE]	Thumbnail address

Option Settings

In this area, you can edit width and height of player.

DNNSmart.YoutubePlaylist 01.01.00

[back](#)

[Manage Catalog](#) [Manage Template](#) [Option Settings](#) [License](#)

Video Width:

Video Height:




Caching Length: days

Manage Video

When you uncheck “Auto-update” option for Catalog, it will allow you to manage Video as screenshot below. In this way, it allows you to randomly add or delete videos in Catalog.

Manage Catalog | Manage Template | Option Settings | License

+ Add A Catalog

CatalogName	IsDefault	DisplayCount	AutoUpdate	FeedType	VideoCount	Action
DNN Video	True	20	True	user	20	 Edit Catalog
DotNetNuke	False	15	False	user	15	 ManageVideo  Edit Catalog

ViewVideo

+ Add Video  Return

Video Title	Action
DotNetNuke 6.2 Launch Event	
DotNetNuke 6.2 Getting Started	
Introduction to DotNetNuke Professional Edition	
Top 5 Tips When Integrating SharePoint with DotNetNuke	
DNNWorld Speaker Interview - Lee Wise	

EditVideo

Video Title: DotNetNuke 6.2 Launch Event
Video Author: dotnetnuke
Video Link: http://www.youtube.com/watch?v=5P3T2QBLvxA&feature=youtube_gdata
Pubdate: Wed, 30 May 2012 21:06

Editor: Basic Text Box Rich Text Editor

Paragraph ... Font Name Re...
B I U abc
Apply CSS ...
A
From: dotnet
Views: 1286
★★★★
4 ratings
Design HTML Words: 89 Characters: 624

Description:

Thumbnail Url:

[Update](#) [Cancel](#) [Delete](#)

<http://i.ytimg.com/vi/5P3T2QBLvxA/default.jpg>

Support Email: dnnsmart@gmail.com

Our Site: www.DNNSmart.net

Our Product List:

<http://store.dotnetnuke.com/vendor-profile/dnnsmartnet?r=095a842e6896481d8f10>